

570~595W

M10 solar panels Aquaman series

Mono SMBB TOPCon large size half cut
bifacial solar panel

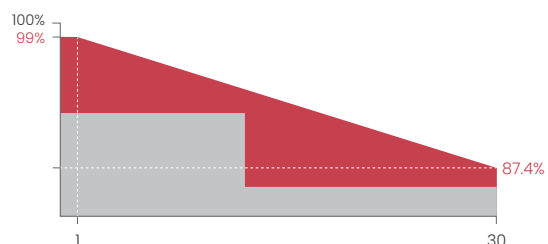
Excellent technical advantages and system design scheme to achieve high reliability, power generation effective gain and EPC cost reduction. Products can match different installation conditions, taking into account high adaptability and high compatibility. With mature support and inverter scheme, customized design for industrial and commercial and centralized ground power stations.

MODULE CHARACTER

-  PID Resistance
-  Salt mist resistance/Ammonia resistance /dust and hail resistance
-  Production process reliability test
-  0~+5W Positive Tolerance
-  Lower LID / LETID
-  Reduce BOS cost increase ROI
-  Non-destructive cutting
-  Double-sided electricity generation

CERTIFICATION

- IEC61215/IEC61730
- ISO9001:Quality Management System
- ISO14001:Environmental Management System
- ISO45001:Occupational Health and Safety Management System



Linear performance warranty



Product warranty

Official Distributor:

Bornay 

P.I. Riu, Cno. del Riu, s/n
03420 Castalla (Alicante) España

Tel. 965 560 025 / 671 680 080

bornay@bornay.com
www.bornay.com

Module Type	SR-72M 570NHLPro		SR-72M 575NHLPro		SR-72M 580NHLPro		SR-72M 585NHLPro		SR-72M 590NHLPro		SR-72M 595NHLPro	
Module Efficiency (%)	22.09		22.28		22.48		22.67		22.86		23.06	
Tolerance(W)	0~+5		0~+5		0~+5		0~+5		0~+5		0~+5	
Test Environment	STC	NOCT	STC	NOCT	STC	NOCT	STC	NOCT	STC	NOCT	STC	NOCT
Maximum Power Pmax(W)	570	430.00	575	433.77	580	437.55	585	441.32	590	445.09	595	448.86
Open Circuit Voltage Voc(V)	50.89	48.61	51.09	48.80	51.28	48.98	51.48	49.17	51.67	49.35	51.86	49.54
Short Circuit Current Isc(A)	14.32	11.56	14.40	11.62	14.46	11.67	14.53	11.73	14.61	11.79	14.67	11.84
Maximum Power Voltage Vm(V)	42.05	39.46	42.21	39.61	42.37	39.76	42.53	39.91	42.69	40.06	42.85	40.21
Maximum Power Current Im(A)	13.56	10.93	13.63	10.99	13.69	11.04	13.76	11.10	13.83	11.15	13.89	11.20
Cell Type(mm)	M10 TOPCon											
Number of Cells(Pcs)	144(6×24)											
Maximum System Voltage(V)	DC1500											
Temp.Coeff.of Voc (%/°C)	-0.249											
Temp.Coeff.of Isc (%/°C)	0.045											
Temp.Coeff.of Pm (%/°C)	-0.3											
Operating Temperature (°C)	-40 to 85											
Nominal Operating Cell Temperature(NOCT) (°C)	45±2											
Max.Series Fuse (A)	30											
Pressure Bearing (Pa)	5400											
Wind Bearing (Pa)	2400											

STC: Irradiance 1000W/m², Cell temperature 25°C, AM1.5
 NOCT: Irradiance 800W/m², Ambient temperature 20°C, Wind speed 1m/s

Different backside power gains(580W)	10%	15%	20%	25%
Peak Power Pmax(W)	638	667	696	725
Open Circuit Voltage Voc(V)	51.32	51.34	51.35	51.36
Short Circuit Current Isc(A)	15.85	16.57	17.28	18.00
Maximum Power Voltage Vm(V)	42.37	42.38	42.39	42.40
Maximum Power Current Im(A)	15.06	15.74	16.42	17.1

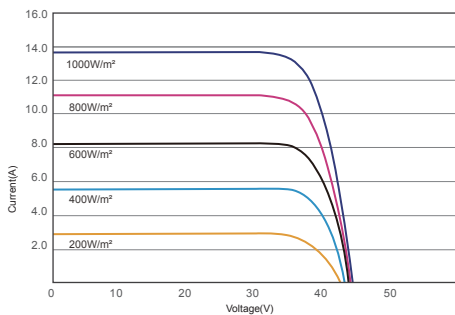
MATERIAL DETAILS

Frame	Anodized aluminum	Cable&Connector	4mm ² , EVO2 or EVO2 compatible
Cell	6×24pcs mono solar cell	Junction Box	Ip≥68, TÜV&UL
Glass	3.2mm Anti-Reflection Coating Heat Strengthened Glass	Net length of Cable	350mm or as customer's requirements

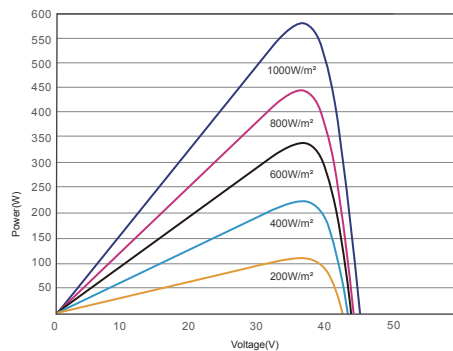
PACKING DETAILS

Dimension	2278×1133×30mm	Weight	26.9kg
Loading Capacity	740pcs/40'HC	Packing	37pcs/pallet

IV CURVES



I-V CURVES OF PV MODULE(575W)



P-V CURVES OF PV MODULE(575W)

ENGINEERING DRAWINGS

