
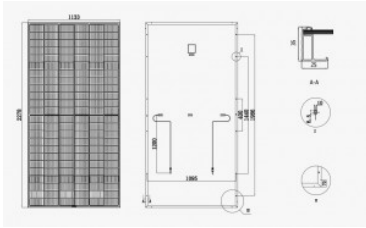


SR-72MHLPRO MONO

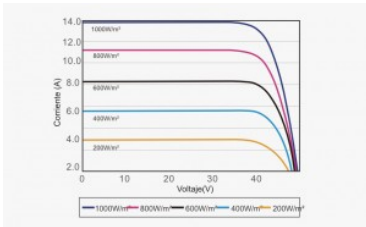
Sunrise Energy Co., a Leading PV Company in Solar Panel Manufacturing ,Solar Project Investment and Solar System Integration.



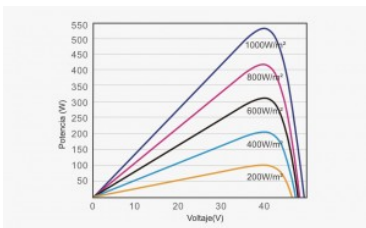
Panel Sunrise SR-72MHLPro



Panel Sunrise SR-72MHLPro



Panel Sunrise SR-72MHLPro



Panel Sunrise SR-72MHLPro

Product advantage of Sunrise Energy SR-M672HLPro solar modules:

- 0 +5 W positive tolerance guarantee
- The use of high light transmission and reflection reduction 3.2mm glass, low light environment electric performance is stronger
- PID attenuation can be minimized under conventional conditions
- TUV test certification
- The Half cut cell size M10 PERC is 182 x 91 mm, and using Multiple Bus Bar, which can eliminate the chamfering loss of single crystal



Hight Power Output.



Better Low-Light performance..



MBB Half Cut Cell with PERC Technology



Less Shading Effect



0 + 5 W Positive Tolerance



PID Resistance

SPECIFICATIONS

	SR-M72HLPro 540 W	SR-M72HLPro 545 W	SR-M72HLPro 550 W	SR-M72HLPro 555 W	SR-M72HLPro 560 W
Number of cells	144 (6 x 24)				
Cell type	M10 Monocrystalline - 182 x 91 mm (Multiple Bus Bar)				
Maximum system voltage	1500 Vdc				

Electrical Specifications *

		STC *	NOCT **	STC *	NOCT **	STC *	NOCT **	STC *	NOCT **	STC *	NOCT **
Maximum power	Pmax	540 Wp	401,88 Wp	545 Wp	405,61 Wp	550 Wp	409,33 Wp	555 Wp	413,05 Wp	560 Wp	422,50 Wp
Tolerance		0 / +5 W		0 / +5 W		0 / +5 W		0 / +5 W		0 / +5 W	
Maximum power voltage	Vmpp	40,73 V	37,89 V	40,86 V	38,02 V	40,99 V	38,14 V	41,12 V	38,26 V	41,75 V	39,18 V
Open circuit voltage	Voc	49,34 V	46,58 V	49,5 V	46,73 V	49,65 V	46,87 V	49,81 V	47,02 V	50,53 V	48,27 V
Maximum power current	Impp	13,26 A	10,60 A	13,34 A	10,67 A	13,42 A	10,73 A	13,5 A	10,80 A	13,42 A	10,82 A
Short circuit current	Isc	13,96 V	11,27 V	14,04 V	11,34 V	14,13 V	11,41 V	14,21 V	11,47 V	14,17 A	11,44 A
Module efficiency		20,93 %		21,12 %		21,31 %		21,51 %		21,70 %	

Temperature Ratings

Open circuit voltage coefficient	Tk Voc				-0,282 % / °C						-0,249 % / °C
Short circuit current coefficient	Tk Isc				0,05 % / °C						0,045 % / °C
Power coefficient	Tk W				-0,348 % / °C						-0,300 % / °C
Operating Temperature	NOCT										45 °C ±2 °C

Other specifications

Dimensions											2278 x 1133 x 35 mm
Weight											28 Kgr.
Connection box											IP67 - 3 diodes Junction box
Cable											Cable 4 mm2 - 1200 mm
Connector											MC4 or MC4 compatible

* STC (Standard Test Conditions: 1000 W/m2, 25° C, AM 1.5)

** NOTC (Normal Operating Test Conditions: 800 W/m2, 20° C, Windspeed 1 m/s)

DOWNLOADS

SR-M672HLPRO CATÁLOGO BORNAY

 [SR-M672HLPro Catalogo Bornay.pdf](#) Size: 1.64 MiB

SR-M672HLPRO BROCHURE BORNAY

 [SR-M672HLPro Brochure Bornay.pdf](#) Size: 1.65 MiB

IEC 61701 CERTIFICATE

 [IEC 61701 Certificate.pdf](#) Size: 148.42 KiB

IEC62716 CERTIFICATE

 [IEC62716 Certificate.pdf](#) Size: 147.28 KiB

IEC60068-2-68 CERTIFICATE

 [IEC60068-2-68 Certificate.pdf](#) Size: 150.91 KiB

PID IEC62804 CERTIFICATE

 [PID IEC62804 Certificate.pdf](#) Size: 149.47 KiB

HLPRO SERIES TUV+CE CERTIFICATION

 [HLPro Series TUV+CE Certification.pdf](#) Size: 1.5 MiB