

SINGLE PHASE INVERTERS

SolarEdge invented an intelligent inverter solution that revolutionized the way power is harvested and managed in a solar photovoltaic (PV) system. The SolarEdge direct current ("DC") optimized inverter system maximizes power generation at the individual PV module level while lowering the cost of energy produced by the solar PV system.



Inversores SolarEdge monofásicos




Inversores SolarEdge monofásicos

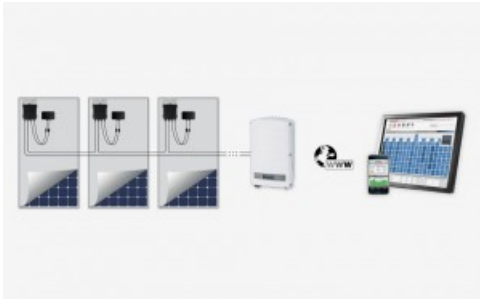


Inversores SolarEdge monofásicos





Inversores SolarEdge monofásicos



Inversores SolarEdge monofásicos

The SolarEdge PV inverter combines sophisticated digital control technology with efficient power conversion architecture to achieve superior solar power harvesting and best-in-class reliability.

The fixed-voltage technology ensures the solar inverter is always working at its optimal input voltage, regardless of the number of modules in a string or environmental conditions.

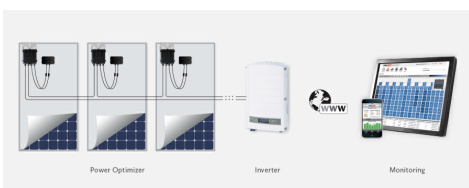
A proprietary data monitoring receiver has been integrated into the single phase solar inverter and aggregates the power optimizer performance data from each PV module. This data can be transmitted to the web and accessed via the SolarEdge monitoring platform for performance analysis, fault detection and troubleshooting of PV systems.

The single phase inverter can be fitted with a seamlessly attachable cabling duct for managing the installation wiring. The inverters are lightweight and can be installed by a single person on a supplied bracket.

In addition to its functionality as a DC-optimized inverter, the single phase inverter also manages battery and system energy as part of SolarEdge's battery storage solution

Single Phase inverter feature highlights:

- Solar inverters specifically designed to work with power optimizers
- Superior efficiency (>97%)
- Excellent reliability with standard 12 year warranty (extendable to 20 or 25 years)
- Small, lightweight and easy to install
- Built-in module-level monitoring receiver
- Communication to internet via broadband or wireless ZigBee
- Supports PV and battery management as part of the StorEdge solution
- IP65 / NEMA 3R – Outdoor and indoor installation



SPECIFICACIONES

OUTPUT

Rated AC Power Output	VA	2200	3000	3500	4000	5000 (1)	6000
Máximo AC Power Output	VA	2200	3000	3500	4000	5000 (1)	6000
AC Output Voltage (Nominal)	Vac	220 / 230					
AC Output Voltage Range	Vac	184 - 264,5					
AC Frequency (Nominal)	Hz	50 / 60 ± 5					
Max. Continuous Output Current	A	12	16,5 (2)	19,5 (2)	22 (2)	27	27
Residual Current Detector / Step detector	mA	300 / 30					
Protections,	Utility monitoring, Islanding Protection, Country configurable Thresholds						

INPUT

Maximum DC Power (Module STC)	W	2950	4050	4700	5400	6750	8100
Transformer-less, Ungrounded		Yes					
Maximum input voltage	Vdc	500					
Nominal DC input voltage	Vdc	350					
Maximum Input Current	A _{dc}	8,5	11,5	13,5	15,5	19,5	23
Reverse-polarity protection		Yes					
Ground-Fault isolation detection		600kΩ Sensitivity					
Maximum inverter efficiency	%	97,6					
European Weighted efficiency	%	97,6	97,6	97,5	97,5	97,4	97,4
Nighttime Power Consumption	W	<2,5					

ADDITIONAL FEATURES

Supported Communication Interfaces (3)	RS485, Ethernet, ZigBee (optional), Wi-Fi (optional), Built-in GSM (optional)						
Smart Energy Management	Export Limitation, StorEdge applications						

STANDARD COMPLIANCE

Safety	IEC-62103 (EN50178), IEC 62109						
--------	--------------------------------	--	--	--	--	--	--

Grid Connection Standards	VDE 0126-1-1, VDE-AR-N-4105, AS-4777, RD-1663, DK 5940		
Emissions	IEC61000-6-2, IEC61000-6-3, IEC61000-3-11, IEC61000-3-12, FCC part15 class B		
RoHS	Yes		
INSTALLATION SPECIFICATIONS			
AC Output	mm	Cable Gland - diameter 9-16	
DC Input		1 MC4 pair	2 MC4 pairs
Dimensions	mm	540 x 315 x 172	540 x 315 x 191
Weight	Kgr	20,2	21,7
Cooling	Natural convection		
Noise	dBA	<25	
Operating temperature range	°C	-20 +50 (M40 Version -40 +50)	
Protection Rating	IP65 - Outdoor and Indoor		
Bracketed mounted	Provided		

(1) Limited to 4600VA when inverter is set to South Africa

(2) For inverters with an AC current limit of 16A please refer to the "SE3000-4000-16A Inverter" datasheet

(3) Refer to Datasheets -> Communications category in Downloads page for specifications of optional communication options:
<http://www.solaredge.com/groups/support/downloads>